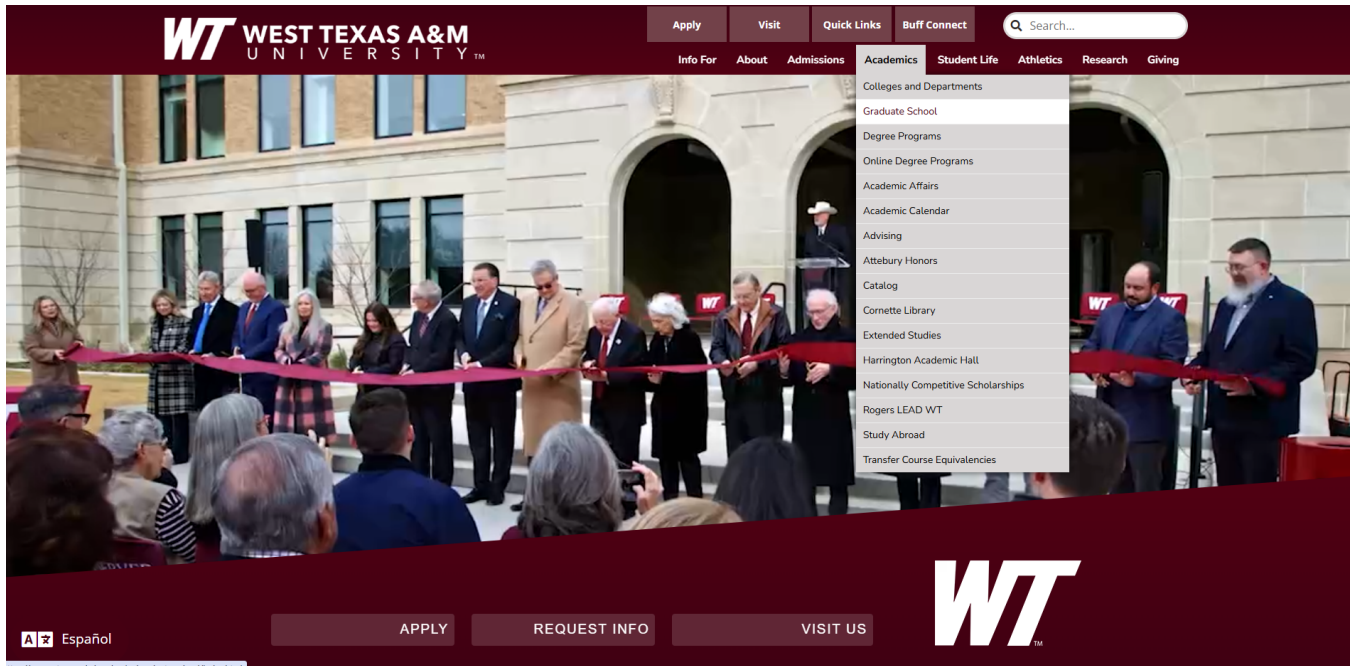


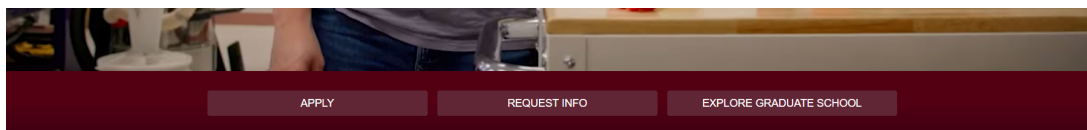
APPLY FOR GRADUATE SCHOOL

This PDF provides instructions on how to submit the Graduate School application. The Graduate School application is required for those applying as a student for any of our graduate programs, non-degree seeking/certification only, or second bachelor. If you are a returning student, please see the “**Returning Student**” section at the bottom of this PDF (pg. 15).

Pull up the West Texas A&M University website (<https://www.wtamu.edu>). From the homepage, hover over the Academic tab and select **Graduate School**.



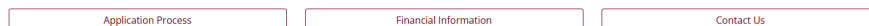
On the Graduate School homepage, scroll down and select the **Application Process** link to view our Application and Admission Steps informational webpage. Selecting the Apply Now option in the photograph banner will also take you to this page.



Elevate Your Future with a Graduate Degree from WT

West Texas A&M University's Graduate School empowers working professionals, career advancers, and education seekers with affordable, high-quality graduate education. Our flexible online master's and doctoral programs, expert faculty, and personalized support set us apart, equipping you to boost your earning potential, enhance job security, and lead with confidence. At WT, graduate education goes beyond academics—it's about driving innovation and making a meaningful impact in your chosen field.

Apply today and become part of a graduate community committed to excellence and student success.



Applicants



Current Students



Faculty

The Application Process page provides information about the Applicant Portal and the graduate school application, information about submitting transcripts, paying the application fee, applying for scholarships, and information about submitting program specific admission documents. The final options on this page provides information about the admission decision process and enrollment in coursework. Explore this webpage as needed before you submit your application. When you are ready to apply, select the **New User Registration** if you have not attended WT in the past, this option is at the top of the page. More information for returning, non-degree seeking, second bachelors and international students, can be found scrolling down in the same page. If you have applied before, please see the **“Returning Student”** section at the bottom of this PDF (pg. 15).

HOME > ACADEMICS > GRADUATE SCHOOL

Graduate School Application and Admission

Graduate School

Message from Our Graduate School Dean ▾

Explore Graduate School

Admission ▾

Graduate Degree Programs ▾

Financial Information ▾

Current Students ▾

Faculty ▾

Pipeline to Graduate Studies

Events

Videos ▾

Forms

Graduate Suite

Information Request Form

Contact the Graduate School

Application Process

Start by submitting your graduate application through the [WTAMU Applicant Portal](#).

New User Registration

For first-time applicants, create an account to access the applicant portal.

[Register](#)

Returning User Portal

For returning applicants to review checklist items and admission status.

[Login](#)

Note: Applicants to our MS Communication Disorders program need to review the [program website instructions](#) and then submit an application through the [CSDCAS system](#). Do not submit an application through the "WTAMU Applicant Portal."

1. Submit the Graduate School Application	+
2. Pay the Application Fee	+
3. Apply for Scholarships	+
4. Submit Transcripts	+
5. Submit Program Admission Documents	+
6. Receive an Admission Decision	+
7. Enroll in Coursework	+

RETURNING STUDENTS

NON-DEGREE SEEKING STUDENTS

SECOND BACHELOR STUDENTS

You can also Select the WTAMU Applicant Portal link. This is hyperlinked at the top of the Application Process.

HOME > ACADEMICS > GRADUATE SCHOOL

Graduate School Application and Admission

Graduate School

Message from Our Graduate School Dean ▾

Explore Graduate School

Admission ▾

Graduate Degree Programs ▾

Financial Information ▾

Current Students ▾

Faculty ▾

Application Process

Start by submitting your graduate application through the [WTAMU Applicant Portal](#).

New User Registration

For first-time applicants, create an account to access the applicant portal.

[Register](#)

Returning User Portal

For returning applicants to review checklist items and admission status.

[Login](#)

Note: Applicants to our MS Communication Disorders program need to review the [program website instructions](#) and then submit an application through the [CSDCAS system](#). Do not submit an application through the "WTAMU Applicant Portal."

1. Submit the Graduate School Application	+
2. Pay the Application Fee	+

Register for the Applicant Portal by providing the required information and selecting the Register option.

Registration Information

First Name

Last Name

Birthdate (MM/DD/YYYY)

Email

Password

Confirm Password

Password Complexity Requirements:

- Contains at least eight (8) characters.
- Uses three of the following four types of characters:
 - Uppercase letters (A, B, C).
 - Lowercase letters (a, b, c).
 - Numerals (1, 2, 3).
 - Special characters (` ~ ! @ # \$ % ^ * () _ + - = { } | [] \ : " ; ' ? , . /).
- Is not a common word or name, or a close variation on a common word or name.
- Is not one of your twenty-four (24) previously used passwords.

[<<Back to Login](#) [Register](#)

NOTE: If you receive an error stating that you have already registered for the portal then select the Back to Login option and use the “Forgot Your Password” link to reset your password. This error means that the email address that you are using is already on file in our system due to either a prior inquiry submission, attendance at a University event, or being a previous student. If you still have trouble logging into the Applicant Portal after resetting your password, please contact our office at (806) 651-2730 or graduateschool@wtamu.edu.

Error:

You are attempting to register as a new registrant. You had previously registered successfully for the applicant portal. Please select "Back To Login" to either enter your Username and Password as a returning user, or to reset your password.

REGISTRATION INFORMATION

Once logged into your portal, you will see the Home page. This page provides information about your application status, important resources, and your application checklist. Note that your checklist will be empty until you submit your application.

To begin your application, select the **My Application** tab at the top of the page or click on the "Start your Application Now!" link found in the Welcome section of your Home page.

The screenshot shows the West Texas A&M University applicant portal. At the top left is the WT logo and the text "WEST TEXAS A&M UNIVERSITY". To the right is a "LOG OUT" button. Below the logo is a navigation bar with three tabs: "Home", "My Application", and "Application History". The main content area is divided into several sections:

- Application Status:** A vertical list of status indicators with icons: PROFILE CREATED (person icon), STARTED APPLICATION (hand icon), SUBMITTED APPLICATION (hand with arrow icon), UNDER REVIEW (magnifying glass icon), DECISION (thumbs up icon), and ENROLLED (book icon).
- Resources:** A list of links: Academic Calendar, Academic Catalog, Accreditation, Application Process, Assistantships, Change of Term form, Class Schedule, and Cost of Attendance.
- Welcome to West Texas A&M University! Hello Aquaman,** A message stating the user is excited they chose the university. It lists actions the user can take through the portal: Apply to West Texas A&M University, Check the status of your application & missing documents, Check for any registration holds on your account, Get in contact with your academic advisor, and Register for events and tours. A "Start your Application Now!" link is provided.
- Campus Events and Tours:** A table with columns "Event/Visit Title" and "Date". A legend indicates "F" for Event Full and "W" for WaitList Only. The table shows two "Daily Campus Visit" events on March 26, 2026 and March 30, 2026, both marked as "Event Full".
- Academic Advisor:** A section with a photo of Emily Key-Domme, her name, and her email address (ekeydomme@wtamu.edu). It includes a message: "I'm here for you at every stage of the application process. Please contact me if you have questions."
- Application Checklist:** A section with a message: "Check back here after you submit your application for a list of required items needed to be considered for admission to West Texas A&M University." Below the message is a photo of a building interior.

Complete the required information in each section of the application. The first section of the application is **My Profile**, which requests personal data such as your name, birthdate, and contact information (including your email address, phone number, and mailing address). Please be sure to include your preferred first name and **all** previous legal first and last names, if applicable. Select the Save and Continue button at the bottom of the screen to move forward in the application.

Note: Throughout the application, only fields that have a red bar next to them are required.

- My Profile
- University Interest
- Citizenship
- Academic History
- Parent Guardian Information
- Residency
- Additional Information

Personal Data

All fields marked with a red line are required for submission.

First name: Legal first name/given name

Middle name:

Last name: Legal last name/sumame/family name

Preferred first name:

Previous/Other legal name(s):

Suffix:

Example: Jr., Junior, Sen., Senior, II, III etc. Do not add Mr., Miss, or Mrs. Leave field blank if not needed.

Birthdate:

Social Security Number

If you are an international student, you may leave this blank.

Student Contact Information

Email address:

Preferred phone:

Cell phone:

International Phone Numbers: (+) followed by country code, city code and then local number.

Receive texts?

By selecting "Yes", you agree to receive text messages from WTAMU. Message & data rates may apply. Message frequency varies. Reply HELP for help and STOP to cancel. View Privacy Policy at <http://wtamu.edu/privacy>.

Home phone:

Work phone:

Permanent/Mailing Address Information

(For international students: use your in-home country address)

Country:

Address line 1:

Address line 2:

City:

State:

Zip code:

Is your physical address the same as your permanent mailing address?

Save

Save and Next

The next section is **University Interest** which requires information about the academic level to which you are applying, student type, major program, and start term. Note that different fields will populate depending on your answers. If you **are** a US Citizen or Permanent Resident then the Application Type will be **Graduate**. If you **are not** a US Citizen or Permanent Resident then the Application Type will be **International**.

If you are applying to a **graduate program**, you will select **Graduate Degree-Seeking (Masters and/or Doctoral)** as the Student Type. Complete the University Interest fields as appropriate. Select the Save and Continue button to move forward.

The screenshot shows the West Texas A&M University application portal. The top navigation bar includes 'Home', 'My Application', and 'Application History'. A 'LOG OUT' button is in the top right. A sidebar on the left lists application sections: My Profile (selected), University Interest, Citizenship, Academic History, Parent Guardian Information, Residency, and Additional Information. The main content area is titled 'University Interest' and contains the following fields:

- Application type: Graduate
- Student type: Graduate Degree-Seeking (Masters and/or Doctoral)
- Previously attended WT?: No (with a note: "You completed a semester at WT or have a Buff ID number from a previous application to WT.")
- Program: Communication (MA) (with a link: [List of Degree Programs by College and Department](#))
- Term: Fall 2026

Buttons at the bottom are 'Previous', 'Save', and 'Save and Continue'.

If you are applying as **non-degree seeking or for a certification**, you will select **Non-Degree Seeking (Includes Certification Only)** as the Student Type. Complete the University Interest fields as appropriate. Select the Save and Continue button to move forward. **Please be aware that non-degree seeking students are not eligible for financial aid.**

The screenshot shows the West Texas A&M University application portal. The top navigation bar includes 'Home', 'My Application', and 'Application History'. A sidebar on the left lists application sections: My Profile, University Interest (selected), Citizenship, Academic History, Parent Guardian Information, Residency, and Additional Information. The main content area is titled 'University Interest' and contains the following fields:

- Application type: Graduate
- Student type: Non-Degree Seeking (Includes Certification Only)
- Previously attended WT?: No (with a note: "You completed a semester at WT or have a Buff ID number from a previous application to WT.")
- Program: Teaching Certification (PACE) (with a link: [List of Degree Programs by College and Department](#))
- Term: Fall 2026

A red warning message states: "Please note that students must be in a degree-seeking program in order to qualify for federal financial aid. Non-degree seeking students will not be eligible." Buttons at the bottom are 'Previous', 'Save', and 'Save and Continue'.

If you are applying for a **second bachelor**, you will select **Second Bachelor's Degree** as the Student Type. Complete the University Interest fields as appropriate. Select the Save and Continue button to move forward.

The screenshot shows the 'University Interest' section of the application. On the left is a navigation menu with options: My Profile, University Interest (selected), Citizenship, Academic History, Parent Guardian Information, Residency, and Additional Information. The main content area has a header 'University Interest' and a help note: 'If you need help: please see the Admissions Home Page or the hover text in the ? icon.' Below this are several dropdown menus: 'Application type' set to 'Graduate', 'Student type' set to 'Second Bachelor's Degree', 'Previously attended WT?' set to 'No' (with a note: '"You completed a semester at WT or have a Buff ID number from a previous application to WT."'), 'Are you interested in a pre-professional major?' set to 'No', 'Program' set to 'Accounting' (with a link: 'List of Degree Programs by College and Department'), and 'Term' set to 'Fall 2026'. At the bottom are three buttons: 'Previous', 'Save', and 'Save and Continue'.

NOTE: The following sections of the application may vary depending on the program that you selected in the University Interest section. For example, if you selected a College of Business program then a GMAT Waiver Request section will populate for your application. Other programs will not have this section in the application. Complete this section as appropriate and then select the Save and Continue button to move forward.

The screenshot shows the 'GMAT Waiver Request' section. The navigation menu on the left includes: My Profile, University Interest (selected), GMAT Waiver Request, Citizenship, Academic History, Parent Guardian Information, Recommendation, Residency, Additional Information, and Payment Method. The main content area has a header 'GMAT Waiver Request' and an introductory paragraph: 'Applicants to the Paul and Virginia Engler College of Business Graduate Program at West Texas A&M University are required to submit a GMAT score as a part of their application. Applicants can complete this form to request that the GMAT score requirement be waived if they meet one or more of the eligibility conditions. If you do not meet any of the eligibility conditions, you may skip this section.' Below this is the 'GMAT Waiver Reasons' section with three checkboxes: 'I have a cumulative undergraduate GPA of 3.0 or higher.', 'I have 10 years of post-graduation, professional experience that show significant, upward career progression.', and 'I have previously earned a graduate or postgraduate degree with a cumulative GPA of 3.0 or higher.' The 'Eligibility Statement' section contains a paragraph: 'I hereby request a waiver of the requirement to submit a GMAT score as a part of my application materials to the Paul and Virginia Engler College of Business Graduate Program at West Texas A&M University. This request is based on my meeting one or more of the criteria above, which will be confirmed upon official review of my resume and previous transcripts.' At the bottom are three buttons: 'Previous', 'Save', and 'Save and Continue' (highlighted with a red box).

The **Citizenship** section requests information about demographics and citizenship. Note that different fields will populate depending on your answers. Please **answer all citizenship questions accurately** as these answers help with processing residency and student status. Incorrect/incomplete responses to this section may result in the delay of application processing and an admissions decision. Select the Save and Continue button to move forward.

Home My Application Application History

- My Profile
- University Interest
- Citizenship
- Academic History
- Parent Guardian Information
- Residency
- Additional Information
- Payment Method

Demographic Information

Gender: Male

What is your ethnicity?

- American Indian or Alaska Native
- Asian
- Black or African American
- Native Hawaiian or Other Pacific Islander
- White

Are you Hispanic/Latino? No

What languages do you speak fluently other than English? Other

Citizenship

Are you a U.S. citizen? Yes

Country of birth: United States

City of birth: New York

State of birth: New York

Previous Save Save and Continue

IMPORTANT NOTE: If, after answering the citizenship questions, you receive the notation imaged below then you will need to **return to the University Interest Section of the application to change your Application Type to International:**

Based on the answers to your questions in this section, you will be classified as an international student. Please return to the **University Interest** section of this application to update your application type to International to proceed with the correct application.

Previous

Save

Save and Continue

The **Academic History** section requires information about the colleges/universities that you have previously attended. Official transcripts are required from **ALL** colleges and universities that you have previously attended. **This includes dual credit coursework during high school, community colleges, trade/vocational schools, military training, foreign institutions, undergraduate and graduate coursework, transfer coursework, any institutions that you attended where a degree was not received, and any institutions that you enrolled with but then withdrew from before completing courses.** We must have an individual official transcript from each institution that you have attended to complete the transcript requirement. Due to this requirement, we utilize the National Student Clearinghouse to verify post-secondary institutions for **ALL** applicants. If you have multiple institutions that need to be added, then select the Add Another button towards the bottom of the screen. This will provide more fields for other institutions. When all institution information is complete select the Save and Continue button to move forward.

Home My Application Application History

My Profile
University Interest
Citizenship
Academic History
Parent Guardian Information
Recommendation
Residency
Additional Information
Payment Method

College

College/University

Please list **ALL** post-secondary colleges or universities you have previously attended or are presently attending, including for extension, correspondence, and distance learning credit, starting with the most recent. Failure to list all institutions will be considered an intentional omission and may lead to forced withdrawal.

College/University:

School not found:

I'm currently attending this school:

Attended from:

Attended to:

Hours earned:

Graduation date or expected graduation date:

Degree:

Major/Area of study:

Self-reported college GPA:

Previous Save Save and Continue Add Another

The **Parent Guardian Information** section requests information about your family; however, as a graduate applicant, you do not need to complete this section unless you are a dependent. Select the Save and Continue button to move forward.

Home My Application Application History

My Profile
University Interest
Citizenship
Academic History
Parent Guardian Information
Recommendation

Family Information

Please indicate your family's gross income for the most recent tax year:

How many people including yourself live in your household?

Previous Save Save and Next

The **Recommendation** section allows you to input information about the individuals that you intend to use for letters of recommendation. Many of our programs require one to three letters of recommendation utilizing an electronic form that is sent to your recommender via the email address that you provide in this section. Input the required recommender information and then select "Save and Send Form" to email the request to your recommender. Once all recommenders are inputted then select the Save and Continue button to move forward.

Not all programs require recommendations. If you are applying to a program that does not have this requirement then this section will not populate.

NOTE: If you do not currently know who your recommenders will be, select “No” in the dropdown menu and then select the Save and Continue button to move forward. After you submit your application, you can return to the Recommendation section and add your recommender information by going to My Application and then Recommendation.

The screenshot shows the 'Recommendation' section of the application portal. At the top, there are navigation tabs: 'Home', 'My Application', and 'Application History'. On the left, a sidebar menu lists various sections: 'My Profile', 'University Interest', 'Citizenship', 'Academic History', 'Parent Guardian Information', and 'Recommendation' (which is currently selected). The main content area is titled 'Recommendation' and contains the following text: 'Recommendations are a required component for the program you are applying to. If you choose not to complete this page right now, you will be able to revisit and enter recommendation information from the Applicant Portal Homepage.' Below this text is a question: 'Would you like to add recommender information now?' with a dropdown menu set to 'No'. At the bottom of the section are three buttons: 'Previous', 'Save', and 'Save and Continue' (which is highlighted with a red box).

The **Residency** section requires information that is used to help us determine your residency for tuition purposes. This includes previous address information, answers to Texas specific residency questions, and employment information. Note that different fields will populate depending on your answers. Select the Save and Continue button to move forward.

The screenshot shows the 'Residency' section of the application portal. At the top, there are navigation tabs: 'Home', 'My Application', and 'Application History'. On the left, a sidebar menu lists various sections: 'My Profile', 'University Interest', 'Citizenship', 'Academic History', 'Parent Guardian Information', 'Recommendation', 'Residency' (which is currently selected), 'Additional Information', and 'Payment Method'. The main content area is titled 'Address of residence' and contains the following text: 'List all addresses where you have lived for the last three years. Enter the most recent address first.' Below this text is a question: 'Have you lived at your Permanent/Mailing address listed in the "My Profile" section for the past three years?' with a dropdown menu set to 'Yes'. Below this is the 'Current Address' section, which contains several input fields: 'Mailing Country' (United States), 'Mailing Address Line 1' (2403 Meridan Ave), 'Mailing Address Line 2' (empty), 'Mailing City' (Amarillo), 'Mailing State/Province' (empty), 'Mailing Zip/Postal Code' (79106), and 'Mailing Address Start Date' (03/01/2018).

Residency

When you begin the semester for which you are applying, will you have lived in Texas for the previous 12 consecutive months?

Yes

Do you currently live in Texas?

Yes

How long have you lived in Texas?

3 years

Reason for being in the state?

- Other
- Work Assignment
- Go to college
- Establish/maintain a home

At any time in your life were you placed in foster care or adopted from foster care in Texas?

No

Are you a member of the U.S. military or a dependent?

- None--
- Veteran (former U.S. military servicemember)
- Current U.S. military servicemember
- Spouse or dependent of a veteran or a current U.S. military servicemember
- Spouse or dependent of, or a veteran or current U.S. military servicemember with an injury or illness resulting from military service
- Spouse or dependent of a deceased U.S. servicemember
- No, I'm not a member, spouse or dependent of a member, or veteran of the U.S. Military.

Do you own a home, land, or other similar property in Texas?

No

Do you own a business in Texas?

No

Do you hold a state or local license to conduct a business or practice profession in the state of Texas?

No

For the past 12 months, have you been gainfully employed in Texas?

Yes

For the past 12 months, have you received service from a social service agency that provides services to homeless persons?

No

Are you married to a Texas resident?

No

Provide any additional information that you believe the university should know when evaluating your eligibility to be classified as a Texas resident.

Did you live or will you have lived in Texas for 36 months leading up to high school graduation or completion of the GED?

No

Work History

Employer name:

Position:

Start date:

End date:

Employment type:

The **Additional Information** section requires you to answer our conduct questions, review and agree to the meningitis requirements, and acknowledge the University privacy policy and campus security and fire safety report.

Home My Application Application History

- My Profile
- University Interest
- Citizenship
- Academic History
- Parent Guardian Information
- Recommendation
- Residency
- Additional Information
- Payment Method

Conduct Record

Have you been convicted of a crime involving violence or sexual misconduct?

Have you been expelled from any secondary or postsecondary institution for conduct involving violence or sexual misconduct?

Are you currently under any investigation or subject to any pending disciplinary action at any postsecondary institution for conduct involving violence or sexual misconduct?

Meningitis Vaccination Requirement

I agree

I acknowledge that I have read information made available to me regarding the state mandated requirements concerning **meningitis**.

Privacy Policy Acknowledgement

I agree

By checking this box, I represent that I have read, understood and agreed to the terms and conditions of the **Privacy Policy**.

Campus Security and Fire Safety Report Acknowledgement

I agree

Notice to applicants: WTAMU's Campus Security and Fire Safety Report includes a crime report, safety checklists, emergency phone numbers, policy statements, descriptions of emergency campus services, information about the security of campus facilities and residence halls, sexual assault, stalking, domestic violence, dating violence, weapon violations, and the abuse of alcohol and other drugs. A printed copy will be provided upon request from the office of Student Affairs or the University Police Department.

The **Payment Method** section requires you to provide a response to how you will pay for the application fee. You can pay the fee at the time of application submission, choose to pay the fee at a later time, choose to waive the fee as a McNair Scholar, or choose to waive the fee as a returning student to the same program. Note that either of the waiver options will require documentation and verification by the Graduate School. Make your selection and then use the Save and Continue button to move forward.

NOTE: We are unable to send your application packet for program review without payment of the application fee or an approved waiver.

Home My Application Application History

My Profile
University Interest
Citizenship
Academic History
Parent Guardian Information

Application Fee Payment Options

How Will You Pay The Application Fee? I Will Pay By Credit Card Now

Previous Save and Continue

The final section allows you to submit your application to the Graduate School for processing. Be sure that you read the acknowledgment before signing, dating, and submitting your application. Note that your application is not submitted until you click on the Submit Application button at the bottom of the screen.

Home My Application Application History

My Profile
University Interest
Citizenship
Academic History
Parent Guardian Information
Residency
Additional Information
Payment Method
Submit Your Application

Submit Application

Under Sections 552.021 and 552.023 of the Texas Government Code, you are entitled to receive and review the application information that is collected. Under Section 559.004 of the Texas Government code, you are entitled to correct information held by an institution that is incorrect. You may correct information held by any institution to which you apply by contacting the institution. The information that is collected about you will be retained and maintained as required by Texas records retention laws (Section 441.180 at seq. of the Texas Government Code) and rules. Different types of information are kept for different periods of time. The Texas Higher Education Coordinating Board, or its authorized representative(s), has the permission to contact you regarding you application and/or regarding related educational outreach purposes (including, for example, to make you aware of financial aid opportunities) using any of the contact information for communication methods (email, mail, phone, mobile, text message, social media, or automated telephone dialing equipment). Your information will not be sold for commercial purposes.

If my application is accepted, I agree to abide by the policies, rules, and regulations at any college to which I am admitted. I authorize the college to verify the information I have provided. I certify that the information I have provided is complete and correct and I understand that the submission of false information is grounds for rejection of my application, withdrawal of any offer of acceptance, cancellation of enrollment and/or appropriate disciplinary action. I understand that officials of my college will use information submitted on this form to determine my status for residency eligibility. I agree to notify the proper officials of the institutions of any changes in the information provided.

Signature Aquaman Tester

Date 03/04/2026

Previous Submit Application

Once your application is submitted, you will receive a confirmation notice. Please allow two to three business days for processing of your application by the Graduate School. Use the Return to Homepage button on the verification screen to view your application status and other requirements. The Home page also provides a listing of valuable resources that you can explore.

Home My Application Application History

- My Profile
- University Interest
- Citizenship
- Academic History
- Parent Guardian Information
- Residency

Thank you for submitting your application to West Texas A&M University.

You previously selected you would pay the credit card fee at a later time. Be sure to return to the portal and select the page Credit Card Payment to pay your application fee.

Please return to the Homepage for additional information about the application process and to view your application checklist requirements.

Return to Homepage

Now that your application is submitted, your Application Checklist section on the Home page will provide information about your other required documents to complete your application packet. If you need more information about an individual item, be sure to click on the document title. The Home page will also now provide contact information for your Graduate School Academic Advisor. Please be sure to contact the Graduate School or your advisor directly with any questions or concerns.

WT WEST TEXAS A&M
UNIVERSITY™

LOG OUT

Home My Application Application History

Application Status

- PROFILE CREATED
- STARTED APPLICATION
- SUBMITTED APPLICATION**
- UNDER REVIEW
- DECISION
- ENROLLED

Resources

- [Academic Calendar](#)
- [Academic Catalog](#)
- [Accreditation](#)
- [Application Process](#)
- [Assistantships](#)
- [Change of Term form](#)
- [Class Schedule](#)
- [Cost of Attendance](#)
- [Financial Aid](#)
- [Graduate Degree Programs](#)
- [International Student Services](#)

Aquaman - Your Next Steps!

Thank you for submitting your application.

Program: Accounting
Entry Term: Fall 2026
Buffalo Gold Card# :
(Your student identification number)

Your next step is to submit additional materials listed in the "Application Checklist" box in order to provide an admission decision. You can click on the checklist item to upload your missing documents or mail/email below:

Graduate School
WT Box 60215
Canyon, TX 79016
graduateschool@wtamu.edu

If you have previously applied for admission to West Texas A&M University, we may still have previous transcripts and documents on file. Please allow 2-3 business days for updates to the portal that will reflect those previously submitted documents.

Transcripts: To complete your application package, official transcripts are needed from every post-secondary institution you have attended. Contact the previous institutions you attended and have them mail your official transcripts or send them through an electronic transcript service to the address or email above.

Change of Term: If you need to change your start term to allow for additional time to complete your application, you can submit the Change of Term form.

Academic Advisor

I'm here for you at every stage of the application process. Please contact me if you have questions.

Cailyn Nymeyer
806-651-2725
cnymeyer@wtamu.edu

Application Checklist

Click on the items below for additional details.

- Application Fee
- Meningitis Vaccination Proof or Waiver
- New York Medical College Transcript

Please allow two to three business days for us to process your application.

RETURNING STUDENTS:

- If you are a returning student, but **have not** used the WTAMU Applicant Portal to apply then please follow the above instructions to register for the portal and submit the Graduate School application. **NOTE** that your credentials to access the Applicant Portal are not the same as the credentials used for your Buff Advisor/Student account.
- If you are a returning student, but **have** previously used the WTAMU Applicant Portal to apply then you will use the **Returning User Portal** and the credentials that you used when you registered for the portal to access the portal.
- If you are a returning student that was on academic break for one year or less, then you will fill out the Re-Entry Form in the middle section of the page under **Returning Students**.

New User Registration

For first-time applicants, create an account to access the applicant portal.

Register

Returning User Portal

For returning applicants to review checklist items and admission status.

Login

Note: Applicants to our MS Communication Disorders program need to review the [program website instructions](#) and then submit an application through the [CSDCAS system](#). Do not submit an application through the "WTAMU Applicant Portal."

1. Submit the Graduate School Application	+
2. Pay the Application Fee	+
3. Apply for Scholarships	+
4. Submit Transcripts	+
5. Submit Program Admission Documents	+
6. Receive an Admission Decision	+
7. Enroll in Coursework	+

RETURNING STUDENTS

Students with an academic break of one year or less may qualify for expedited readmission by completing the Re-Entry form.

Re-Entry Form >

NON-DEGREE SEEKING STUDENTS

Students who hold a bachelor's degree or higher and wish to take courses not tied to a specific degree.

Non-Degree Seeking >

SECOND BACHELOR STUDENTS

Students who have previously earned a bachelor's degree and are seeking another undergraduate degree.

Second Bachelor's >

NOTE that if you do not remember the password that you previously used to register for the portal then utilize the "Forgot Your Password?" link to reset your password. If you do not remember what email address you used previously when you registered for the portal then please contact the Graduate School at (806) 651-2730 or graduateschool@wtamu.edu for assistance.

LOGIN

INFORMATION RESOURCES ACCESS POLICY

This computer system is the property of West Texas A&M University. Only authorized users may login to this computer system. All unauthorized use is strictly prohibited and subject to local, state, and/or federal laws. Therefore, this system is subject to security testing and monitoring. Misuse is subject to criminal prosecution.

If you proceed to log into this system, you acknowledge compliance with all related TAMU System Security Standards and University Security Controls located at www.wtamu.edu/rules. There should be no expectation of privacy except as otherwise provided by applicable privacy laws.

Email (Username):

Password:

[Forgot Your Password?](#) | [New User](#)

Once you are logged into the Applicant Portal, you will select **“Application History”** at the top of the screen.

Home
My Application
Application History

Application Status

- PROFILE CREATED
- STARTED APPLICATION
- SUBMITTED APPLICATION
- UNDER REVIEW
- DECISION
- ENROLLED

Aquaman - Your Next Steps!

Thank you for submitting your application.

Program: Accounting
 Entry Term: Fall 2026
 Buffalo Gold Card# :
 (Your student identification number)

Your next step is to submit additional materials listed in the "Application Checklist" box in order to provide an admission decision. You can click on the checklist item to upload your missing documents or mail/email below:

Graduate School
 WT Box 60215
 Canyon, TX 79016
graduateschool@wtamu.edu

Academic Advisor

I'm here for you at every stage of the application process.
Please contact me if you have questions.

Caitlin M... ..

Click the **“Create New Application”** button to proceed.

WEST TEXAS A&M
UNIVERSITY™
LOG OUT

Home
My Application
Application History

- My Profile
- University Interest
- Citizenship
- Academic History
- Parent Guardian Information
- Residency
- Additional Information
- Payment Method

Application History

If you are needing a Change of Term / Admissions Cancellation: [Click Here](#) If you have questions, please call Admissions at 1-800-99-WTAMU. We're happy to help!

This is the descriptive text

APPLICATION ID	ADMISSIONS STATUS	PROGRAM NAME	TERM NAME	DATE APPLICATION SUBMITTED
App ID-918460 (Active)	Submitted App	Accounting, B.B.A	Fall 2026	03/26/2026

Continue the application as instructed. **NOTE** that if you are returning to a program to which you have previously applied and/or enrolled in courses for, then you will not need to pay the application fee again. When the application asks for the application fee payment, you will select the **“I Have Previously Applied and Paid for this Specific Program (requires verification)”** option. If you are applying to a different program, the fee will still be required. **Please allow two to three business days for processing of your application and previously submitted transcripts.**